

## Constant Contact Survey Results

**Survey Name:** Mar 13 2010 CB South Transportation Survey

**Response Status:** Partial & Completed




**Filter:** None

Apr 01, 2010 2:56:54 PM




### TextBlock:

This CB South Transportation Survey is intended to help CB South get a better idea of what we should be trying to do, to best meet the Transportation needs of the Residents of CB South. We ask that you only take this survey if you live here (in or within one mile of CB South Proper), or plan to live here in the very near future. We ask this because we do intend to do our very best to meet the Transportation needs of CB South in the upcoming months - but know that money is an issue, so there are no guarantees.

\*Would you use a Park-and-Ride at the intersection of Highway 135 and Cement Creek Road if that was the only option available for catching a bus to Crested Butte or Gunnison?

Answer	0%	100%	Number of Response(s)	Response Ratio
Yes			65	27.0 %
No			119	49.5 %
Maybe / not sure / need more information			55	22.9 %
No Response(s)			1	<1 %
<b>Totals</b>			<b>240</b>	<b>100%</b>

\*If a Bus/Van/Shuttle came into CB South that would take you to Crested Butte (the 4-way), would you use it? (let's just focus on getting to Town for this survey - if getting to Gunnison is important, please make a comment at the end)

Answer	0%	100%	Number of Response(s)	Response Ratio
Yes			195	81.2 %
No			15	6.2 %
Maybe / not sure / need more information			29	12.0 %
No Response(s)			1	<1 %
<b>Totals</b>			<b>240</b>	<b>100%</b>

If you answered Yes to Question #2, when would you use it? (check all that apply)





Answer	0%	100%	Number of Response(s)	Response Ratio
Monday			116	56.8 %
Tuesday			112	54.9 %
Wednesday			122	59.8 %
Thursday			119	58.3 %
Friday			140	68.6 %
Saturday			135	66.1 %
Sunday			120	58.8 %
<b>Totals</b>			<b>204</b>	<b>100%</b>

Again, if you would be using this service, what times would you be most likely to use it? (check all that apply)

Answer	0%	100%	Number of Response(s)	Response Ratio
6 AM (to Town)			12	5.9 %
7 AM (to Town)			41	20.1 %
8 AM (to Town)			80	39.4 %
9 AM (to Town)			72	35.4 %
10 AM (to Town)			72	35.4 %
Another Morning Time (to Town)			22	10.8 %
Noon (to Town)			33	16.2 %
1 PM (to Town)			20	9.8 %
2 PM (to Town)			22	10.8 %
Another Afternoon time (to Town)			27	13.3 %
3 PM (returning to CB South)			48	23.6 %
4 PM (returning to CB South)			80	39.4 %
5 PM (returning to CB South)			96	47.2 %
6 PM (returning to CB South)			69	33.9 %
7 PM (returning to CB South)			52	25.6 %
8 PM (returning to CB South)			58	28.5 %
9 PM (returning to CB South)			53	26.1 %
Later than 9 PM (returning to CB South)			72	35.4 %
Other			20	9.8 %
<b>Totals</b>			<b>203</b>	<b>100%</b>

---

Would you be willing to pay \$1.00 each way for this service?

Answer	0%	100%	Number of Response(s)	Response Ratio
Yes			170	70.8 %
No			14	5.8 %
Maybe / not sure / need more information			47	19.5 %
No Response(s)			9	3.7 %
<b>Totals</b>			<b>240</b>	<b>100%</b>

---

Any Additional Comments?

85 Response(s)